

Scaled data based on original data using
LM-79-08 Approved Method: Electrical and Photometric Measurements of Solid-
State Lighting Products

Test Report Prepared for
Cooper Lighting Solutions
(formerly Eaton)

Brand: STREETWORKS

Report Number: P194050

Luminaire Tested: **GAN-AF-02-LED-U-T4FT-8030-600-ADJ**

Issue Date: 3/3/2020

Test Information

Test Method: LM-79-08
Report Number: P194050
TEST IS SCALED FROM IESNA LM-79-08 TEST DATA (P24295)
Test Lab: INNOVATION CENTER P2
Issue Date: 3/3/2020
Manufacturer: COOPER LIGHTING SOLUTIONS (FORMERLY EATON)
Product Line: STREETWORKS
Catalog Number: GAN-AF-02-LED-U-T4FT-8030-600-ADJ
Description: GALLEON AREA AND ROADWAY LUMINAIRE
(2) 80 CRI, 3000K, 615mA LIGHTSQUARES WITH 16 LEDS EACH AND TYPE IV FORWARD THROW OPTICS
Light Source: -
Ballast/Driver: ELECTRONIC DRIVER

Summary

Lumens per Lamp: N/A
Luminaire Lumens: 6587 lumens
Efficiency: N/A
Efficacy: 99.8 lumens/watt
Luminous Opening: Rectangular (W 0.5' x L: 1' x H: 0')
IES Classification: Type IV - Short - Non-Cutoff
BUG Rating: B1 - U0 - G2

Input Watts (W): 66
Input Voltage (V): NR
Input Current (Ain): NR
Voltage Rise (V): NR
Power Factor: NR
Total Harmonic Distortion (THDi): NR
Frequency (hertz): 60
Stabilization Time: NR
Operation Time: NR
Ambient Temperature (°C): NR
Test Distance: 28.75 FT

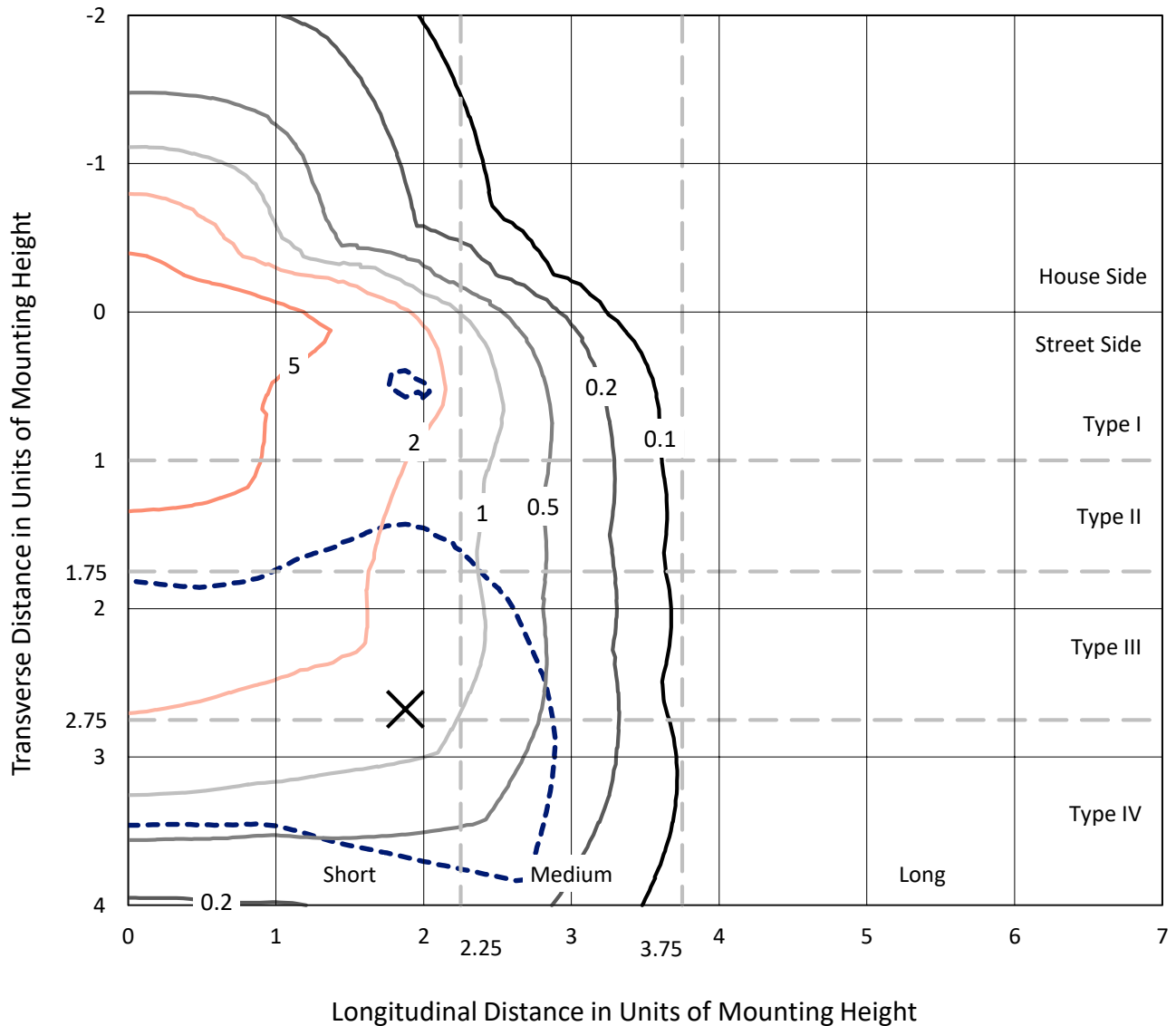


REPORT NUMBER: P194050

CATALOG NUMBER: GAN-AF-02-LED-U-T4FT-8030-600-ADJ

Iso-Footcandle Lines of Horizontal Illumination

× Max cd
 - - - 1/2 Max cd

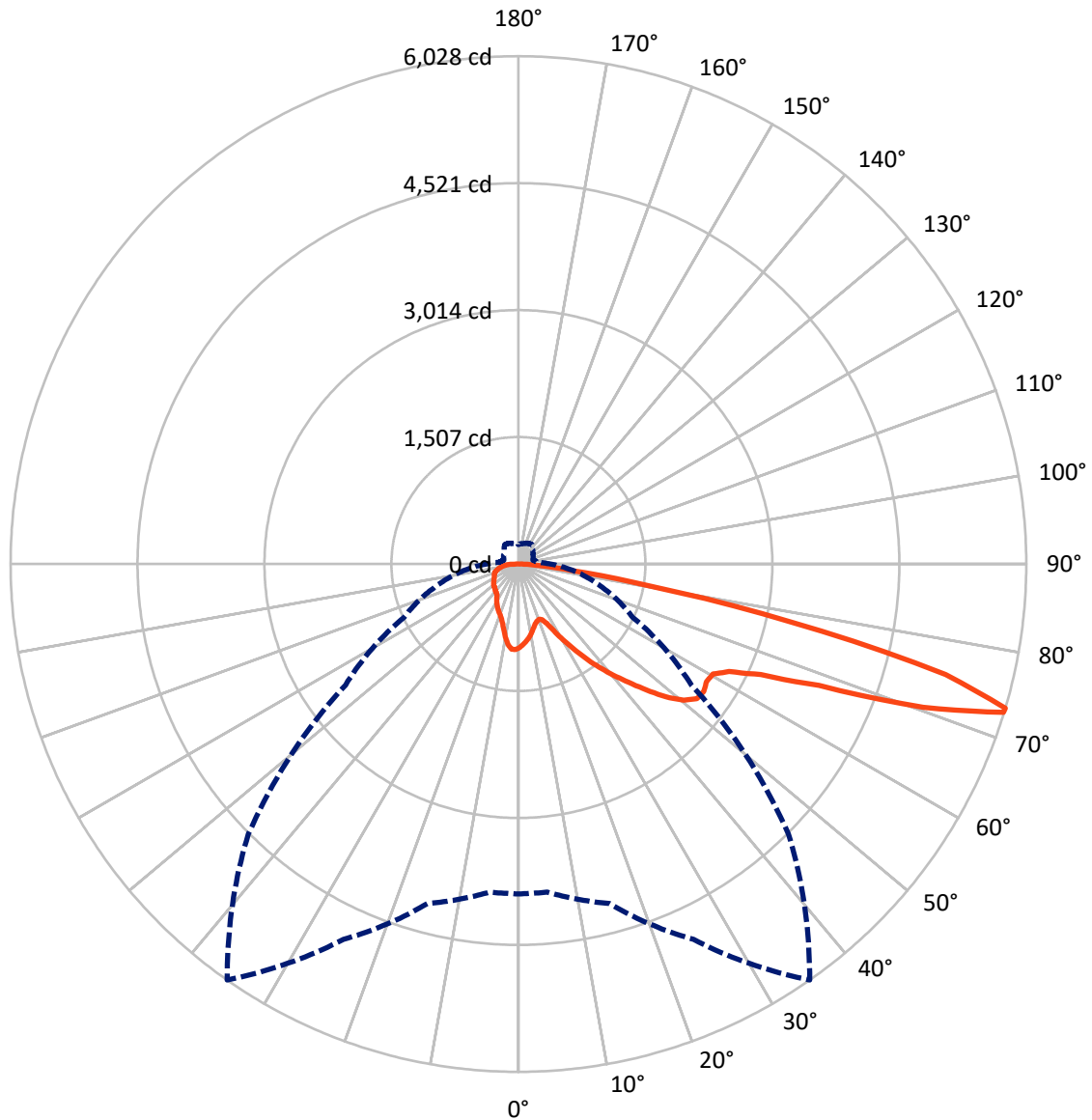


Based on 10 foot mounting height. Maximum calculated value = 9.9 fc
 Type IV - Short - Non-Cutoff

REPORT NUMBER: P194050

CATALOG NUMBER: GAN-AF-02-LED-U-T4FT-8030-600-ADJ

Luminous Intensity Polar Plot



— Vertical Plane Through 35-Deg Lateral - - - Horizontal Cone Through 73-Deg Vertical



REPORT NUMBER: P194050

CATALOG NUMBER: GAN-AF-02-LED-U-T4FT-8030-600-ADJ

FLUX DISTRIBUTION:

		Downward	Upward	Total
House Side	Lumens	1256.3	0.0	1256.3
	% Fixture	19.1	0.0	19.1
Street Side	Lumens	5330.7	0.0	5330.7
	% Fixture	80.9	0.0	80.9
Total	Lumens	6587.0	0.0	6587.0
	% Fixture	100.0	0.0	100.0

Coefficient of Utilization

ZONAL LUMENS:

Zone	Lumens	% Fixture
0°-10°	90.0	1.4
10°-20°	224.6	3.4
20°-30°	363.1	5.5
30°-40°	609.0	9.2
40°-50°	938.7	14.3
50°-60°	1259.3	19.1
60°-70°	1677.7	25.5
70°-80°	1279.6	19.4
80°-90°	145.0	2.2
90°-100°	0.0	0.0
100°-110°	0.0	0.0
110°-120°	0.0	0.0
120°-130°	0.0	0.0
130°-140°	0.0	0.0
140°-150°	0.0	0.0
150°-160°	0.0	0.0
160°-170°	0.0	0.0
170°-180°	0.0	0.0
0°-90°	6587.0	100.0
0°-180°	6587.0	100.0



REPORT NUMBER: P194050

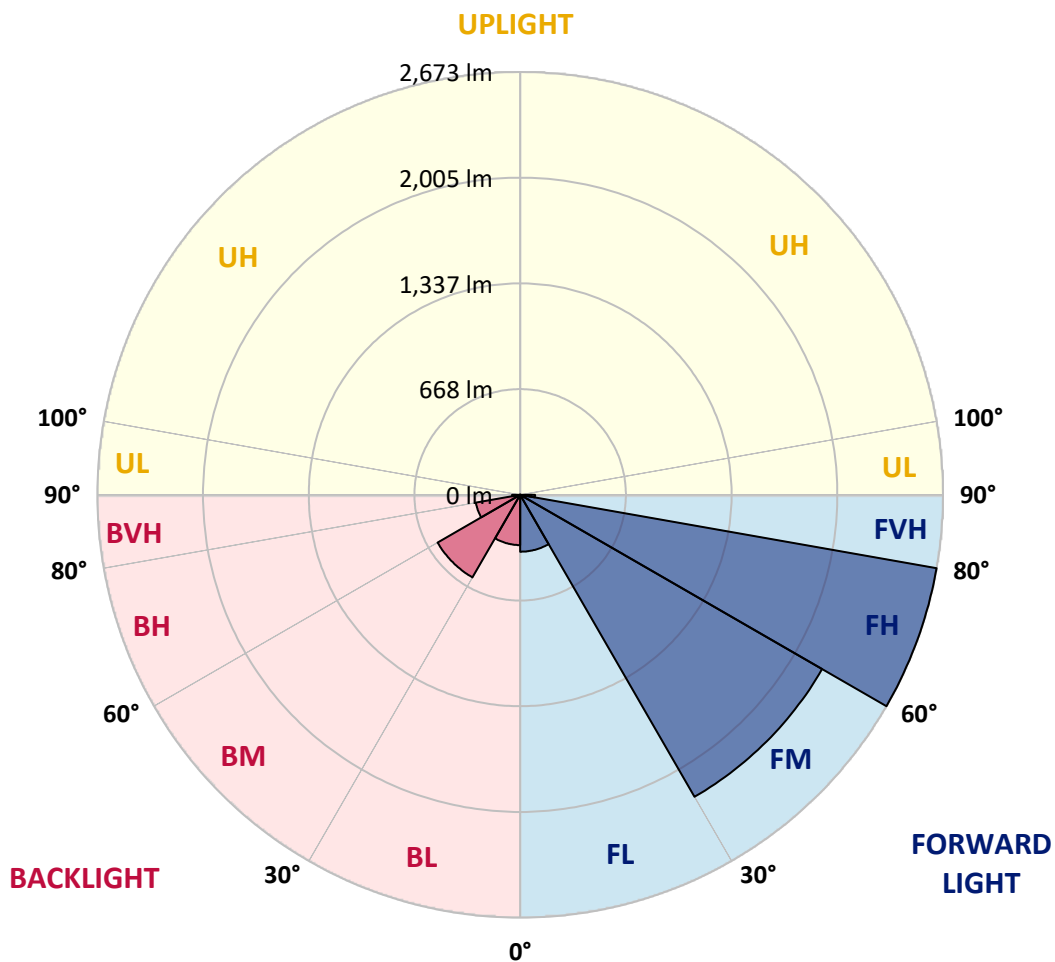
CATALOG NUMBER: GAN-AF-02-LED-U-T4FT-8030-600-ADJ

LUMINAIRE CLASSIFICATION SYSTEM LUMEN TABLE AND BUG RATING:

Zone	Lumens	% Fixture	Zone Rating/Lumen Limit		
			B	U	G
FL (0°-30°)	359.9	5.5			
FM (30°-60°)	2204.1	33.5			
FH (60°-80°)	2673.0	40.6			G2/5000
FVH (80°-90°)	93.7	1.4			G1/100
BL (0°-30°)	317.9	4.8	B1/500		
BM (30°-60°)	602.9	9.2	B1/1000		
BH (60°-80°)	284.2	4.3	B1/500		G1/500
BVH (80°-90°)	51.3	0.8			G1/100
UL (90°-100°)	0.0	0.0		U0/0	
UH (100°-180°)	0.0	0.0		U0/0	

BUG Rating: B1-U0-G2

Type IV Short





REPORT NUMBER: P194050

CATALOG NUMBER: GAN-AF-02-LED-U-T4FT-8030-600-ADJ

CANDELA DISTRIBUTION (FULL):

	0°	5°	15°	25°	35°	45°	55°	65°	75°	85°	90°
0°	994.2	994.2	994.2	994.2	994.2	994.2	994.2	994.2	994.2	994.2	994.2
2.5°	955.0	956.9	954.6	957.5	962.2	967.3	970.8	975.8	981.5	989.4	991.3
5°	910.0	912.9	912.9	918.0	927.1	935.3	942.9	951.2	963.2	976.8	982.2
7.5°	860.7	862.3	865.1	872.7	886.0	897.7	908.5	921.7	938.2	956.2	965.7
10°	801.2	803.4	807.9	818.6	836.7	852.8	868.3	886.6	907.5	930.0	942.0
12.5°	759.2	758.5	760.4	768.3	784.1	803.8	826.2	849.6	875.2	901.5	916.1
15°	744.9	741.4	734.2	732.3	740.8	760.4	786.4	815.1	845.8	877.5	895.5
17.5°	753.8	747.8	727.8	713.3	712.0	726.9	754.4	786.7	822.1	860.7	883.2
20°	809.5	795.2	746.2	712.3	700.6	707.9	732.0	766.1	807.9	859.1	887.9
22.5°	942.6	921.7	817.7	754.7	715.2	706.3	724.4	760.7	809.5	878.7	915.4
25°	1136.5	1106.8	940.4	860.4	778.8	731.6	735.8	773.1	831.9	924.3	968.6
27.5°	1289.6	1270.3	1100.8	1009.4	894.5	800.0	772.8	804.1	877.8	998.9	1044.2
30°	1380.7	1369.0	1272.2	1178.3	1042.3	908.8	843.6	862.3	949.6	1102.4	1139.7
32.5°	1486.4	1479.4	1432.0	1345.6	1201.7	1051.8	955.9	949.3	1045.7	1226.7	1243.8
35°	1595.8	1593.6	1565.8	1503.8	1372.8	1240.3	1104.9	1060.0	1150.4	1355.7	1345.0
37.5°	1697.7	1693.9	1677.7	1641.7	1551.8	1442.7	1256.7	1173.5	1263.4	1479.1	1431.3
40°	1885.2	1855.5	1800.2	1773.0	1732.8	1613.2	1377.2	1279.5	1380.4	1596.8	1506.0
42.5°	2113.9	2065.5	1962.4	1925.1	1919.4	1747.6	1459.5	1382.3	1498.4	1713.5	1579.4
45°	2293.9	2248.4	2159.5	2112.4	2133.2	1869.4	1542.0	1492.1	1619.9	1835.9	1655.0
47.5°	2485.9	2414.4	2296.8	2311.0	2356.6	1984.6	1626.2	1610.1	1753.0	1972.9	1748.9
50°	2492.9	2438.2	2386.6	2471.7	2542.6	2090.5	1731.5	1733.7	1915.9	2145.3	1873.9
52.5°	2348.3	2336.6	2418.6	2552.4	2654.5	2174.4	1851.4	1861.5	2124.4	2343.3	2011.1
55°	2297.7	2284.4	2379.0	2524.2	2669.7	2243.6	1981.4	1999.8	2376.5	2552.0	2144.9
57.5°	2421.1	2391.7	2398.0	2510.9	2632.7	2319.5	2123.1	2160.1	2650.4	2734.6	2231.0
60°	2765.9	2702.9	2583.4	2580.5	2652.6	2433.4	2287.0	2332.2	2935.1	2821.9	2197.5
62.5°	3249.5	3186.6	2962.6	2816.8	2806.0	2621.3	2488.1	2500.2	3099.6	2703.6	1992.8
65°	3773.0	3716.7	3466.5	3260.6	3161.3	2932.6	2721.9	2575.1	3045.8	2378.1	1634.7
67.5°	4408.5	4348.1	4133.0	3942.9	3847.4	3434.9	2886.1	2503.3	2704.5	1842.2	1175.1
70°	4852.9	4791.2	4706.5	4860.5	5094.3	4159.6	2907.3	2211.4	2020.0	1224.5	707.3
72.5°	4273.1	4244.3	4399.0	5047.8	6021.4	4599.2	2628.0	1610.1	1173.2	650.0	409.3
73°	3915.0	3908.7	4172.5	4916.5	6028.0	4531.6	2505.5	1496.5	1006.2	575.1	374.2
75°	1767.9	1818.8	2397.0	3755.3	5237.3	3734.1	1763.5	858.5	568.4	397.3	282.5
77.5°	424.8	442.5	750.0	1783.4	3307.4	2225.3	799.0	424.5	363.4	280.6	206.2
80°	180.9	186.9	288.8	658.9	1557.2	896.1	368.2	284.4	251.5	195.8	144.6
82.5°	100.6	106.9	163.9	298.9	628.5	305.6	224.6	198.0	165.4	118.0	93.9
85°	56.9	60.4	95.8	167.0	266.3	122.7	134.4	131.6	93.3	60.7	46.2
87.5°	26.9	29.1	46.2	77.5	104.4	48.1	68.3	75.3	58.5	37.0	24.0
90°	0.0	0.0	0.0	0.0	0.0	0.0	0.0	0.0	0.0	0.0	0.0



REPORT NUMBER: P194050

CATALOG NUMBER: GAN-AF-02-LED-U-T4FT-8030-600-ADJ

CANDELA DISTRIBUTION (continued):

	95°	105°	115°	125°	135°	145°	155°	165°	175°	180°
0°	994.2	994.2	994.2	994.2	994.2	994.2	994.2	994.2	994.2	994.2
2.5°	993.6	999.2	1005.9	1009.4	1012.5	1016.3	1020.1	1020.1	1020.8	1021.1
5°	986.6	998.3	1008.7	1013.2	1014.1	1014.1	1013.2	1008.1	1003.7	1005.6
7.5°	972.0	989.1	998.0	996.4	984.4	970.5	958.8	944.5	937.2	936.0
10°	951.2	970.8	972.4	956.5	926.8	897.1	872.4	848.4	837.0	834.1
12.5°	928.1	946.1	936.0	903.4	855.6	812.3	781.0	756.6	745.9	743.0
15°	909.4	921.7	896.1	844.9	784.8	738.9	713.0	694.9	687.4	685.1
17.5°	899.6	902.1	855.3	786.0	722.2	683.9	667.7	659.2	656.4	654.8
20°	904.3	886.6	816.4	731.3	670.9	644.0	640.2	638.0	637.4	636.4
22.5°	928.1	881.9	780.7	679.4	626.0	614.3	617.4	617.1	616.5	615.9
25°	970.5	886.0	745.9	630.1	588.3	585.8	591.5	591.5	589.0	589.0
27.5°	1026.4	894.5	707.0	583.3	554.2	554.5	558.9	557.7	554.8	552.9
30°	1094.8	899.9	661.4	541.2	522.2	521.0	522.2	516.9	508.3	507.7
32.5°	1164.7	893.3	608.6	503.9	488.4	485.5	484.6	477.0	467.2	464.4
35°	1227.9	868.9	554.8	474.2	456.1	449.8	454.2	451.7	442.8	440.6
37.5°	1274.1	823.7	506.4	447.9	433.0	431.5	434.3	435.3	424.8	422.6
40°	1305.1	762.3	465.0	425.8	428.6	422.6	413.1	406.5	403.3	402.4
42.5°	1330.1	698.4	430.2	415.3	429.6	412.2	391.6	380.8	386.5	389.1
45°	1358.9	636.1	401.1	402.4	424.8	400.1	376.7	366.3	368.5	369.1
47.5°	1398.4	560.2	369.8	381.5	409.0	391.9	367.6	352.7	342.3	337.5
50°	1453.2	470.4	337.2	358.1	393.5	385.9	353.3	337.5	318.2	313.8
52.5°	1491.1	386.5	310.3	338.5	379.6	373.9	341.9	321.4	301.1	297.3
55°	1470.6	321.1	286.9	316.6	361.2	359.0	332.4	304.9	289.1	286.0
57.5°	1367.8	279.6	268.9	296.1	338.8	346.4	319.8	291.0	279.6	277.4
60°	1171.6	253.7	257.5	282.2	320.4	333.7	307.1	283.4	275.8	274.2
62.5°	909.1	236.3	248.9	272.0	306.2	324.9	300.2	282.5	279.6	277.7
65°	651.3	222.4	239.8	261.9	293.2	316.6	297.7	281.2	281.8	280.3
67.5°	442.5	210.0	228.7	250.5	280.6	309.4	294.2	276.8	284.7	282.8
70°	309.7	198.0	215.7	236.0	264.8	299.2	287.8	270.1	269.5	261.9
72.5°	241.7	182.2	198.0	215.7	244.5	285.0	275.2	255.3	244.8	236.9
73°	230.6	178.4	193.6	211.3	240.1	281.5	271.7	251.2	239.5	232.2
75°	190.7	162.0	175.9	191.7	221.1	265.1	254.6	232.5	217.6	213.2
77.5°	149.9	138.5	151.8	166.1	194.9	241.0	229.3	208.1	199.9	196.1
80°	111.0	114.8	126.5	139.2	168.9	215.4	205.0	183.8	220.5	211.3
82.5°	78.1	87.0	97.7	109.1	141.7	190.4	177.8	155.9	161.3	134.1
85°	46.2	56.9	67.1	76.9	102.2	157.8	146.8	124.3	101.9	97.1
87.5°	26.9	31.6	34.5	44.6	70.2	118.9	103.4	92.0	52.8	35.7
90°	0.0	0.0	0.0	0.0	0.0	0.0	0.0	0.0	0.0	0.0

(END OF REPORT)